











GENERATOR MODEL			HNPS364D	
	Generator Specifications		PRP	ESP
	Power	kW/kVA	364 / 455	400 / 500
	Rated Speed	r.p.m.	1500/1800	
	Available Voltages	V	220~440	
	Frequency	Hz	50/60	
	Phase		3-PH	
	Power Factor	CosØ	0.8	
	Fuel Cons 100%	L/H	99	
	Auxiliary Voltage	DC	24V	
	Number Of Batteries		2	



Emergency standby Power (ESP):

Applicable for supplying power to varying electrical load for the duration of power interruption of a reliable utility source. Emergency Standby Power (ESP) is in accordance with ISO 8528. Fuel Stop power in accordance with ISO 3046, AS 2789, DIN 6271 and BS 5514.

Prime Power (PRP):

Applicable for supplying power to varying electrical load for unlimited hours. PrimePower (PRP) is in accordance with ISO 8528. Ten percent overload capability is available in accordance with ISO 3046, AS 2789, DIN 6271 and BS 5514.

Continuous Power (COP):

Applicable for supplying power continuously to a constant electrical load for unlimited hours. Continuous Power (COP) in accordance with ISO 8528, ISO 3046, AS 2789, DIN 6271 and BS 5514.

Key power generators are CE certified and conform to the following Directives:

EN 12100:2010, EN ISO 8528-13: 2016, EN 60204-1: 2018, EN 61000-6-2:2019, 2006/42/CE Machinery safety

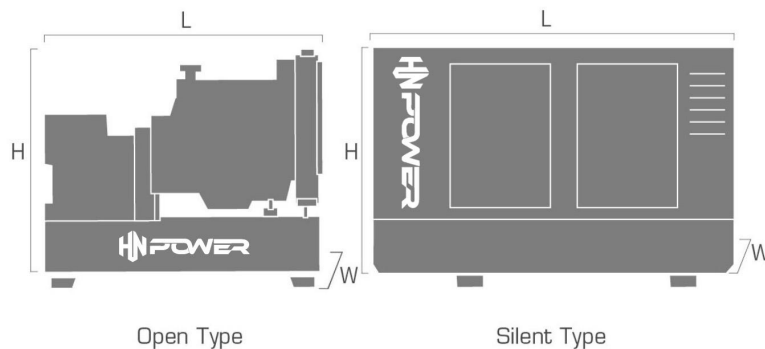
2014/35/EU Low voltage

2014/30/EU Electromagnetic compatibility • Power according to ISO 8528 and ISO 3046 • Ambient reference conditions 1000 mbar, 25°C, 30% relative humidity. Information based on standard specification equipment unless otherwise stated.



DIMENSION			OPEN TYPE	SILENT TYPE
	Length (L)	mm	3600	4680
	Width (W)	mm	1630	1700
	Height (H)	mm	2100	2250
	Dry Weight	Kg	4000	5950
	Fuel Tank	L	OPTION	OPTION

Dimension and Weight



Weights and dimensions based on standard products. Technical data described in this catalogue correspond to the available information at the moment of printing. The illustrations and images are indicative and may not coincide in their entirety with the product. Industrial design under patent.



Engine Specifications

ENGINE	PERKINS
Engine Model	2506C-E15TAG1
Number Of Cylinders	Six
Cylinder Arrangement	In-Line
Cycle	Four Stroke
Bore x Stroke	137 × 171 mm
Displacement	15.2 L
Voltage Frequency	50/60HZ
Prime Power/Speed	515 / 1500 [kva/rpm]
Standby Power/Speed	563 / 1500 [kva/rpm]

ENGINE	PERKINS
Air Intake Mode	Turbocharged&Intercooled
Speed Governor	ECM
Start Type	Electrical
Compression Ratio	15.2:1
Speed Stability (%)	≤3%
Consumption @ 100% load PRP	99 L/H
Emission	EU Stage II
Coolong System (Open Type)	50°C Tropical Radiator
Coolong System (Silent Type)	50°C Tropical Radiator

Alternator Specifications

ALTERNATOR	
Alternator Brand	Stanford
Rated Voltage	220V/440V
Voltage Frequency	50/60HZ
Exciter Type	Brushless, Single bearing
Excitation System	AVR
Winding Structure	2/3 pitch

ALTERNATOR	
Insulation Grade	H
Protection Grade	IP22
Power Factor	0.8
Stable Voltage Regulation Rate	≤ ±1%
Transient Voltage Regulation	≤ -18% ~ +20%
Voltage Waveform Distortion rate	THD≤ 3%



Controller Brands

